

Smart Antenna Technology for wireless Mobile Systems: Reimbursement and Challenges

Shilpa More¹, Gagandeep .S. Dhir², Ramandeep .S. Dhir³
Dept EEE, Savitribai Phule Pune University, Pimpri.

Abstract:

A stylish antenna quite a few antenna rudiments, whose indicate are process adaptively sort to make use of the spatial field of the portable radio conduit. The smart transmitter expertise can appreciably improve wireless organization routine and finances for a variety of probable users. It allow operator of PC's cellular limited circle set-up to recognize major raise in signal power, network faculty and treatment. In real, transmitter are not Smart transmitter, system are smart. Normally collocated by a support position, smart receiver systems combine a mast collection with a digital indication dispensation ability to convey and get in receptive manner.

Keywords — **Smart Antenna, DOA, Beam forming, Mobile Station as a Transmitter**

INTRODUCTION:

In mobile announcement network we find antenna which work in Omni directional model. Due to Omni course antenna the signal gets transmit in all the in sequence but due to this we cannot find the same indication potency in all the guidelines. As all the antenna is Omni directional we find intrusion of the signal due to which the signal turbulence occur. So as to transmit the signal in a meticulous course we need to use smart antenna in this stylish Antenna knowledge for Mobile communiqué Systems paper we will see how smart antenna work and the code behind the program of the signals.

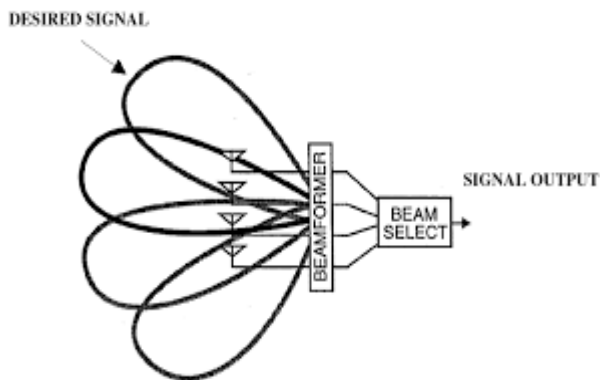
There are many situation where reporting, not capacity, is a more imperative issue. Consider

in many instance only an enormously small proportion of the area to be serve is greatly occupied. The little cases and up to a bound increased aptitude in other cases, it rarely can supply both concurrently.

SMART ANTENNAS:

By using this aerial we can produce the shaft of light of the variety to the scrupulous user only and it allow us to disconnect the user by space partition several admission technique. By using switch lobes which consists of necessary switching function by which we can disconnect the directive paths of the probable beams of the directive antenna. In order to use the customary signal from the user we necessitate using energetically phased arrays. To choose the

transmitter pattern in up link and downward link instructions the array fundamentals are planned based on the compound weights which are done by signal dispensation unit. Smart transmitter technique are old particularly in aural signal giving out, path and inspect radar, data lines astronomy and broadcasting and frequently in cellular structure W-CDMA also UMTS.



Direction of arrival (DOA) estimation:

The stylish transmitter scheme estimate the course of influx of the indication, using technique such as estimation of indication parameter via rotating invariance technique (ESPRIT) algorithms, environment Pencil system or one of their derivative.

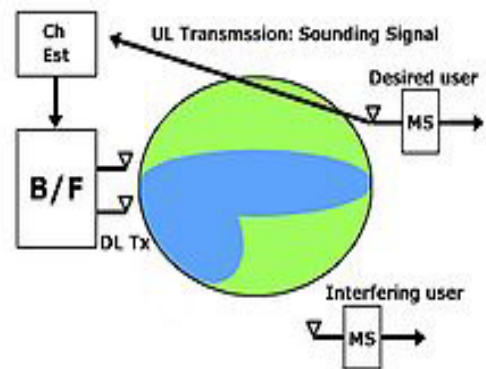
System Objects Blocks:

They occupy judgment a spatial band of the antenna/sensor array, and scheming the DOA from the peaks of this band. These calculation are computationally intensive. environment Pencil is very resourceful in case of real time systems, and under the associated source.

Functions:

Beam forming:

Beam form or spatial filter is a indication handing out system used in antenna array for directional signal program or treatment. This is achieved by combine fundamentals in a phased array in such a way that signal at scrupulous angles practice positive interference while others experience destructive interference. Beam forming can be used at both the transmit and getting ends in order to complete spatial selectivity. The development compared with omni directional reception/ broadcast is known as the receive / put out gain .



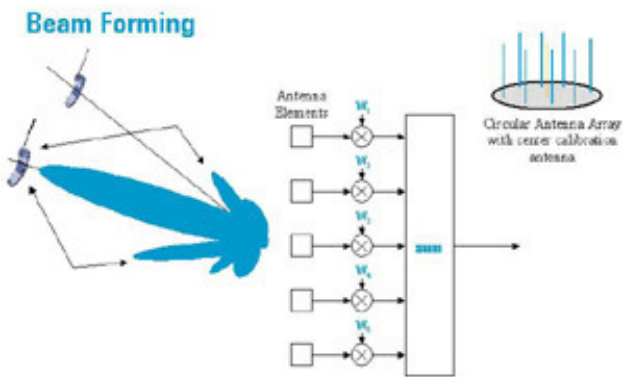
Sonar beam forming requirements:

Sonar beam form execution is analogous in general system but varies expansively in feature compare to electromagnetic method beam form discharge. Sonar application differ from 1 Hz to as elevated as 2 MHz, and range rudiments may be not many and huge, or quantity in the hundred yet very undersized. This will modify sonar beam form design pains

extensively between impenetrability of such method machinery as the "front end" and the actual beam previous computational hardware downstream. High incidence, alert beam, multi-element imaging-search sonar and auditory cameras often employ fifth-order spatial giving out that places strains comparable to Aegis radar anxiety on the processors.

Beam forming schemes:

A conservative beam past can be a undemanding beam past also branded as delay-and-sum beam previous. All the weights of the transmitter rudiments can have the same magnitudes.



The beam previous is turn to individual bearing only by select apposite part for every transmitter. If the blast is un connected and present are no directional intervention, the signal-to-noise percentage of a beam earlier with L antenna getting a indication of control P is $\frac{1}{\sigma_n^2} P \cdot L$, where σ_n^2 is blast difference.

- Null-steering beam earlier
- Occurrence province beam earlier.

Beam forming for speech audio:

Beam forming can be use to try to extort sound source in a scope, such as several speaker in the cocktail party predicament This require the location of the speaker to be known in advance, for exemplar by using the instant of entrance from the source to mics in the display, and infer the location from the distance. Ordinary filters such as FFT bands are suboptimal for this function since they are not considered to separate bands. For example, the FFT assume completely that the only frequencies in attendance in the signal are faithfully those harmonics at hand as FFT harmonics.

Types of smart antennas:

Two of the major category of smart aerial includes switch wide smile smart transmitter and adaptive range elegant antennas. Switched beam system have some accessible permanent beam pattern. A resolution is finished to which ray to right to use, at any specified position in instance, support leading the requirements of the structure. Adaptive range allows the receiver to turn the ray to any conduit of concern while concurrently mulling meddlesome signals. Beam bearing can be probable using the so-called direction-of-arrival (DOA) inference methods.

Extension of smart antennas:

Smart receiver system are also a essential attribute of MIMO systems, such as the IEEE 802.11n standard. Predictably, a smart antenna is a unit of a wireless proclamation system and performs spatial signal processing with several antennas. Freshly, the expertise has been complete to use the several antennas at both the spreader and receiver; such a system is called a multiple-input multiple-output system. MIMO supports spatial in sequence dispensation, in the sense that predictable do research on Smart Antennas has listening carefully on how to make available a beam forming advantage by the use of spatial indication dispensation in wireless channel.

Mobile communications and benefits of smart antennas:

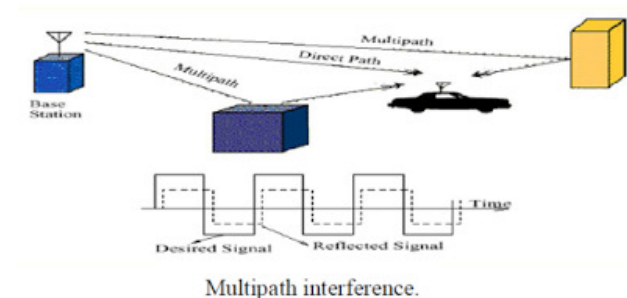
Mobile Station as a Transmitter

The spreader generates MSK modulated signals with a TDMA etiquette according to the GSM/DCS 1800 standard [Gsm90]. The generate signals contain the data to be transmit, the ag and tail bits, and the preparation sequence. The association of the standard burst was previously shown in Figure 3.1. The only dissimilarity to an usual 2nd cohort arrangement is that two or more transportable transmitters might be billed at the same occurrence and time slot in the same cell. Therefore each portable has to be assign a unique teaching progression,

each of which must conform with the system speculations. This 26 bit midamble, originally.

Signal Processing

The indication dispensation block contain algorithms to development the projection production indication vector $x(n)$. Both linear and nonlinear algorithmic approach have been implementing and will be compare in the following chapters. Two substance will be painstaking in the sequel: The organization procedures for di erent algorithmic approach and the di erential detector.



CONCLUSION:

Smart antennas have been experienced in a variety of field location with talented fallout. The new transmitter has established a substantial benefit over a variety of indoor antennas with no intensification and the set-top UHF loop/VHF rod transmitter grouping with built-in intensification. In a few location, elegant antenna may be powerless to mechanically optimize the indication. A uncomplicated transmitter works for a simple RF environment. Along the way, however,

Smart transmitter systems capture, translate and modulate analog signals for communication as digital signals and reconvert them to analog in sequence on the other end. In adaptive antenna systems, this fundamental signal-processing capability is enlarged by advanced techniques that are applied to have power over operation in the presence of complicated combinations of operating environment.

Reference:

1. S. Haykin, Editor, Blind deconvolution, Prentice-Hall, Englewood Cliffs, NJ, 1994.
2. Special issue on blind identification and estimation," IEEE Proceedings, mid-1998 (expected).
3. M. K. Simon, J. K. Omura, R. A. Scholtz, and B. K. Levitt, Spread Spectrum Communications Handbook, McGraw-Hill, New York, 1994.
4. R. A. Monzingo and T. W. Miller, Introduction to adaptive arrays, Wiley, New York, 1980.
5. D. Johnson and D. Dudgeon, Array Signal Processing, Prentice-Hall, Englewood Cliffs, NJ, 1993.
6. J.D Gibson (Editor), The Mobile Communications Handbook, CRC Press, Boca Raton, FL, 1996.
7. W. C. Jakes, Microwave Mobile Communications, John Wiley, New York, 1974.
8. "Proc. Fourth workshop on smart antennas in wireless mobile communications," Stanford, CA 94305, USA, July 24-25 1997, Center for Telecommunications and Information Systems Laboratory, Stanford University.
9. R.S.Kennedy, Fading Dispersive Communication Channels, John Wiley, New York, 1969.
10. J. G. Proakis, Digital Communications, McGraw-Hill, New York, 1989.
11. S. U. H. Qureshi, "Adaptive equalization," Proc. IEEE, vol. 53, no. 12, pp. 1349-1387, September 1985.